

Changing STB Button From Amino to ADB

This remote control is already pre-programmed to control your Amino Set Top Box (STB). The instructions below will show how to reprogram the remote to control an ADB Set Top Box (STB). ADB Set Top Boxes are shown here.

[3800](#)








[3721](#)








[5721](#)



1. Press the STB button to choose the STB function.
2. Press and Hold  until the STB key blinks twice.
3. Press    
4. The STB button will blink twice, indicating successful programming.

To reprogram back to Amino, use the following procedure:

1. Press the STB button to choose the STB function.
2. Press and Hold  until the STB key blinks twice.
3. Press    
4. The STB button will blink twice, indicating successful programming.

